

# Listing of Scores by Rodeo

07/19/2020

PLAYDAY #5

Page 1

1st Go

## Event: 10-12 BARRELS


Draw: Contestant	Event Points	Score	Time	All Around Points	Payout
1 BRANSOM, ELIZABETH	10.00	0.0	17.559	10.00	0.00
5 KEY, KORGAN	(N/M)	0.0	18.278	0.00	0.00
4 BROCKETT, RACHAEL	9.00	0.0	18.765	9.00	0.00
11 CARLSON, TRAC	8.00	0.0	19.992	8.00	0.00
3 HUBBS, GIA	7.00	0.0	21.195	7.00	0.00
8 FOSTER, JORDAN	6.00	0.0	21.347	6.00	0.00
7 CLARK, TUCKER	5.00	0.0	21.940	5.00	0.00
13 DILLINGHAM, TYEANNE	4.00	0.0	22.776	4.00	0.00
6 PROCTER, TYLEE	3.00	0.0	22.777	3.00	0.00
2 SMITH, HARLEY	2.00	0.0	26.309	2.00	0.00
7 HARDIN, ANA	1.00	0.0	28.656	1.00	0.00
14 GLECKLER, PARKER	0.00	0.0	29.643	0.00	0.00
10 ROGERS, ILEIGH	0.00	0.0	30.625	0.00	0.00
12 CRAWFORD, KYRA	0.00	0.0	200.000	0.00	0.00
9 HODGES, BRINLEY	0.00	0.0	200.000	0.00	0.00

## Event: 10-12 FLAGS

Draw: Contestant	Event Points	Score	Time	All Around Points	Payout
15 HUBBS, GIA	10.00	0.0	10.271	10.00	0.00
5 BROCKETT, RACHAEL	9.00	0.0	10.614	9.00	0.00
9 PROCTER, TYLEE	8.00	0.0	11.088	8.00	0.00
12 FOSTER, JORDAN	7.00	0.0	11.200	7.00	0.00
6 CRAWFORD, KYRA	6.00	0.0	11.327	6.00	0.00
11 CLARK, TUCKER	5.00	0.0	12.038	5.00	0.00
11 GLECKLER, PARKER	4.00	0.0	13.932	4.00	0.00
3 HARDIN, ANA	3.00	0.0	14.307	3.00	0.00
1 DILLINGHAM, TYEANNE	2.00	0.0	14.947	2.00	0.00
4 CARLSON, TRAC	1.00	0.0	15.475	1.00	0.00
10 SMITH, HARLEY	0.00	0.0	16.056	0.00	0.00
14 MULLINS, KARLEE	0.00	0.0	16.684	0.00	0.00
7 ROGERS, ILEIGH	0.00	0.0	17.388	0.00	0.00
13 BRANSOM, ELIZABETH	0.00	0.0	17.454	0.00	0.00
2 VANDERVOORT, LEAH	0.00	0.0	18.281	0.00	0.00
8 HODGES, BRINLEY	0.00	0.0	21.442	0.00	0.00

## Event: 10-12 GOAT TYING

Draw: Contestant	Event Points	Score	Time	All Around Points	Payout
6 BRANSOM, ELIZABETH	10.00	0.0	16.100	10.00	0.00
8 PROCTER, TYLEE	9.00	0.0	16.310	9.00	0.00
9 DILLINGHAM, TYEANNE	8.00	0.0	17.410	8.00	0.00
11 HUBBS, GIA	7.00	0.0	19.820	7.00	0.00
3 FOSTER, JORDAN	6.00	0.0	20.770	6.00	0.00
2 BROCKETT, RACHAEL	5.00	0.0	21.500	5.00	0.00
12 HODGES, BRINLEY	4.00	0.0	24.700	4.00	0.00
12 CLARK, TUCKER	3.00	0.0	24.800	3.00	0.00
13 VANDERVOORT, LEAH	2.00	0.0	30.470	2.00	0.00
5 MULLINS, KARLEE	1.00	0.0	30.810	1.00	0.00
10 CRAWFORD, KYRA	0.00	0.0	200.000	0.00	0.00
7 HARDIN, ANA	0.00	0.0	200.000	0.00	0.00
4 CARLSON, TRAC	0.00	0.0	200.000	0.00	0.00
1 SMITH, HARLEY	0.00	0.0	200.000	0.00	0.00



# Listing of Scores by Rodeo

07/19/2020

PLAYDAY #5

Page 2

1st Go

## Event: 10-12 POLES


Draw: Contestant	Event Points	Score	Time	All Around Points	Payout
0 CLARK, TUCKER		0.00	0.00	0.00	0.00
7 KEY, KORGAN	(N/M)	0.00	25.331	0.00	0.00
11 DILLINGHAM, TYEANNE	10.00	0.0	27.332	10.00	0.00
16 CARLSON, TRAC	9.00	0.0	28.447	9.00	0.00
2 PROCTER, TYLEE	8.00	0.0	31.168	8.00	0.00
12 VANDERVOORT, LEAH	7.00	0.0	31.178	7.00	0.00
4 CRAWFORD, KYRA	6.00	0.0	32.766	6.00	0.00
15 SMITH, HARLEY	5.00	0.0	33.964	5.00	0.00
6 HARDIN, ANA	4.00	0.0	35.874	4.00	0.00
13 BROCKETT, RACHAEL	3.00	0.0	36.387	3.00	0.00
10 GLECKLER, PARKER	2.00	0.0	38.465	2.00	0.00
1 MULLINS, KARLEE	1.00	0.0	39.985	1.00	0.00
5 HODGES, BRINLEY	0.00	0.0	48.915	0.00	0.00
3 BRANSOM, ELIZABETH	0.00	0.0	200.000	0.00	0.00
8 ROGERS, ILEIGH	0.00	0.0	200.000	0.00	0.00
9 HUBBS, GIA	0.00	0.0	200.000	0.00	0.00
14 FOSTER, JORDAN	0.00	0.0	200.000	0.00	0.00

## Event: 10-12 SPUR

Draw: Contestant	Event Points	Score	Time	All Around Points	Payout
3 BRANSOM, ELIZABETH	10.00	0.0	10.545	10.00	0.00
12 HUBBS, GIA	9.00	0.0	11.113	9.00	0.00
11 CARLSON, TRAC	8.00	0.0	11.447	8.00	0.00
4 BROCKETT, RACHAEL	7.00	0.0	11.747	7.00	0.00
13 PROCTER, TYLEE	6.00	0.0	12.202	6.00	0.00
14 CLARK, TUCKER	5.00	0.0	12.601	5.00	0.00
5 HARDIN, ANA	4.00	0.0	15.238	4.00	0.00
6 SMITH, HARLEY	3.00	0.0	15.454	3.00	0.00
9 GLECKLER, PARKER	2.00	0.0	18.423	2.00	0.00
7 ROGERS, ILEIGH	1.00	0.0	19.880	1.00	0.00
2 HODGES, BRINLEY	0.00	0.0	28.453	0.00	0.00
8 DILLINGHAM, TYEANNE	0.00	0.0	200.000	0.00	0.00
1 CRAWFORD, KYRA	0.00	0.0	200.000	0.00	0.00
10 FOSTER, JORDAN	0.00	0.0	200.000	0.00	0.00

## Event: 13-15 BARRELS

Draw: Contestant	Event Points	Score	Time	All Around Points	Payout
7 YARBO, TAYBI	10.00	0.0	18.519	10.00	0.00
10 STANTON, ASHTEN	9.00	0.0	19.340	9.00	0.00
5 BENNET, KAITLYN	8.00	0.0	19.936	8.00	0.00
3 CARLSON, TATUM	7.00	0.0	20.908	7.00	0.00
1 HARRIS, ALLEY	6.00	0.0	21.010	6.00	0.00
11 HARDIN, EK	5.00	0.0	22.948	5.00	0.00
12 ROGERS, ASHLYN	4.00	0.0	23.200	4.00	0.00
8 BROCKETT, REBEKAH	3.00	0.0	24.155	3.00	0.00
2 BALDWIN, MAKYNNA	2.00	0.0	24.952	2.00	0.00
9 KENNEDY, REBECCA	0.00	0.0	200.000	0.00	0.00
6 MANIS, PRESLEIGH	0.00	0.0	200.000	0.00	0.00
0 GLECKLER, SAVANNAH	0.00	0.0	200.000	0.00	0.00
4 HORTON, MAECI	0.00	0.0	200.000	0.00	0.00



# Listing of Scores by Rodeo

07/19/2020

PLAYDAY #5

Page 3

1st Go

## Event: 13-15 FLAGS

Draw: Contestant	Event Points	Score	Time	All Around Points	Payout
9 BROCKETT, REBEKAH	10.00	0.0	9.533	10.00	0.00
6 BALDWIN, MAKYNNA	9.00	0.0	10.094	9.00	0.00
5 STANTON, ASHTEN	8.00	0.0	10.144	8.00	0.00
2 BENNET, KAITLYN	7.00	0.0	10.364	7.00	0.00
4 HORTON, MAECI	6.00	0.0	10.714	6.00	0.00
11 CARLSON, TATUM	5.00	0.0	10.979	5.00	0.00
7 HARDIN, EK	4.00	0.0	12.323	4.00	0.00
1 YARBO, TAYBI	3.00	0.0	19.049	3.00	0.00
10 HARRIS, ALLEY	2.00	0.0	23.624	2.00	0.00
8 KENNEDY, REBECCA	0.00	0.0	200.000	0.00	0.00
3 MANIS, PRESLEIGH	0.00	0.0	200.000	0.00	0.00
0 GLECKLER, SAVANNAH	0.00	0.0	200.000	0.00	0.00

## Event: 13-15 GOAT TYING


Draw: Contestant	Event Points	Score	Time	All Around Points	Payout
1 BALDWIN, MAKYNNA	10.00	0.0	13.240	10.00	0.00
9 BROCKETT, REBEKAH	9.00	0.0	14.220	9.00	0.00
5 CARLSON, TATUM	8.00	0.0	14.710	8.00	0.00
7 STANTON, ASHTEN	7.00	0.0	18.780	7.00	0.00
3 YARBO, TAYBI	6.00	0.0	20.990	6.00	0.00
4 HORTON, MAECI	5.00	0.0	24.670	5.00	0.00
8 BENNET, KAITLYN	4.00	0.0	25.240	4.00	0.00
10 MANIS, PRESLEIGH	3.00	0.0	31.820	3.00	0.00
2 KENNEDY, REBECCA	0.00	0.0	200.000	0.00	0.00
6 HARDIN, EK	0.00	0.0	200.000	0.00	0.00

## Event: 13-15 POLES

Draw: Contestant	Event Points	Score	Time	All Around Points	Payout
5 BALDWIN, MAKYNNA	10.00	0.0	24.003	10.00	0.00
6 BROCKETT, REBEKAH	9.00	0.0	24.137	9.00	0.00
8 CARLSON, TATUM	8.00	0.0	24.730	8.00	0.00
4 STANTON, ASHTEN	7.00	0.0	26.380	7.00	0.00
9 HARRIS, ALLEY	6.00	0.0	27.276	6.00	0.00
2 BENNET, KAITLYN	5.00	0.0	27.302	5.00	0.00
1 HARDIN, EK	4.00	0.0	30.276	4.00	0.00
12 ROGERS, ASHLYN	0.00	0.0	200.000	0.00	0.00
10 KENNEDY, REBECCA	0.00	0.0	200.000	0.00	0.00
7 YARBO, TAYBI	0.00	0.0	200.000	0.00	0.00
11 MANIS, PRESLEIGH	0.00	0.0	200.000	0.00	0.00
0 GLECKLER, SAVANNAH	0.00	0.0	200.000	0.00	0.00
3 HORTON, MAECI	0.00	0.0	200.000	0.00	0.00

## Event: 13-15 SPUR

Draw: Contestant	Event Points	Score	Time	All Around Points	Payout
6 BENNET, KAITLYN	10.00	0.0	10.696	10.00	0.00
5 CARLSON, TATUM	9.00	0.0	11.010	9.00	0.00
12 STANTON, ASHTEN	8.00	0.0	11.178	8.00	0.00
7 BALDWIN, MAKYNNA	7.00	0.0	11.424	7.00	0.00
11 HORTON, MAECI	6.00	0.0	11.436	6.00	0.00
3 BROCKETT, REBEKAH	5.00	0.0	11.881	5.00	0.00
9 HARDIN, EK	4.00	0.0	12.844	4.00	0.00
2 HARRIS, ALLEY	3.00	0.0	13.122	3.00	0.00



# Listing of Scores by Rodeo

07/19/2020

PLAYDAY #5

Page 4

1st Go

1	YARBO, TAYBI	2.00	0.0	13.352	2.00	0.00
4	ROGERS, ASHLYN	0.00	0.0	200.000	0.00	0.00
8	KENNEDY, REBECCA	0.00	0.0	200.000	0.00	0.00
10	MANIS, PRESLEIGH	0.00	0.0	200.000	0.00	0.00

**Event: 16-18 BARRELS**

Draw:	Contestant	Event Points	Score	Time	All Around Points	Payout
1	CLARK, COLTON	10.00	0.0	20.887	10.00	0.00
3	WILLIAMS, EMMA	(N/M)	0.00	23.581	0.00	0.00
2	TERRELL, AMBERLY	(N/M)	0.00	27.201	0.00	0.00
4	WELCH, DELANEY	9.00	0.0	71.681	9.00	0.00
0	WATSON, KENTON	0.00	0.0	200.000	0.00	0.00

**Event: 16-18 FLAGS**

Draw:	Contestant	Event Points	Score	Time	All Around Points	Payout
5	BOE, SAVANNA	10.00	0.0	9.338	10.00	0.00
1	CLARK, COLTON	9.00	0.0	10.585	9.00	0.00
2	TERRELL, AMBERLY	(N/M)	0.00	10.760	0.00	0.00
3	WILLIAMS, EMMA	(N/M)	0.00	14.152	0.00	0.00
4	WELCH, DELANEY	8.00	0.0	17.441	8.00	0.00
0	WATSON, KENTON	0.00	0.0	200.000	0.00	0.00

**Event: 16-18 GOAT TYING**

Draw:	Contestant	Event Points	Score	Time	All Around Points	Payout
1	CLARK, COLTON	10.00	0.0	16.700	10.00	0.00
2	WELCH, DELANEY	9.00	0.0	29.800	9.00	0.00
0	WATSON, KENTON	0.00	0.0	200.000	0.00	0.00
3	BOE, SAVANNA	0.00	0.0	200.000	0.00	0.00

**Event: 16-18 POLES**


Draw:	Contestant	Event Points	Score	Time	All Around Points	Payout
4	BOE, SAVANNA	10.00	0.0	22.663	10.00	0.00
5	WILLIAMS, EMMA	(N/M)	0.00	29.710	0.00	0.00
6	MASON, HALEY	(N/M)	0.00	33.739	0.00	0.00
2	CLARK, COLTON	9.00	0.0	34.955	9.00	0.00
0	WATSON, KENTON	0.00	0.0	200.000	0.00	0.00
1	WELCH, DELANEY	0.00	0.0	200.000	0.00	0.00
3	TERRELL, AMBERLY	(N/M)	0.00	200.000	0.00	0.00

**Event: 16-18 SPUR**

Draw:	Contestant	Event Points	Score	Time	All Around Points	Payout
1	WELCH, DELANEY	10.00	0.0	11.254	10.00	0.00
3	CLARK, COLTON	9.00	0.0	11.462	9.00	0.00
2	TERRELL, AMBERLY	(N/M)	0.00	11.758	0.00	0.00
0	WATSON, KENTON	0.00	0.0	200.000	0.00	0.00

**Event: 19+ BARRELS**

Draw:	Contestant	Event Points	Score	Time	All Around Points	Payout
6	BRANSOM, AMBER	10.00	0.0	18.058	10.00	0.00
3	SANDESS, ASHTON	(N/M)	0.00	19.067	0.00	0.00
4	BROWN, AMBER	9.00	0.0	19.495	9.00	0.00
10	PATTON, MORGAN	(N/M)	0.00	20.324	0.00	0.00
1	GARRET, SHERRY	8.00	0.0	20.729	8.00	0.00
11	GREEN, CONNIE	7.00	0.0	23.288	7.00	0.00
7	HARRIS, AMY	6.00	0.0	23.962	6.00	0.00
12	WEATHERS, KADY	5.00	0.0	24.053	5.00	0.00



# Listing of Scores by Rodeo

07/19/2020

PLAYDAY #5

Page 5

1st Go

9 KEY, RANDI	(N/M)	0.00	0.0	29.826	0.00	0.00
2 DILLINGHAM, AMY		4.00	0.0	32.765	4.00	0.00
5 PATMAN, BEVERLY		3.00	0.0	38.342	3.00	0.00
8 PROCTOR, JESSICA		0.00	0.0	200.000	0.00	0.00

**Event: 19+ FLAGS**

Draw: Contestant	Event Points	Score	Time	All Around Points	Payout
6 DILLINGHAM, AMY	10.00	0.0	9.525	10.00	0.00
5 BRANSOM, AMBER	9.00	0.0	9.699	9.00	0.00
2 GREEN, CONNIE	8.00	0.0	9.871	8.00	0.00
11 BROWN, AMBER	7.00	0.0	10.252	7.00	0.00
4 SANDESS, ASHTON	(N/M)	0.00	10.309	0.00	0.00
1 PATTON, MORGAN	(N/M)	0.00	10.415	0.00	0.00
3 GARRET, SHERRY		6.00	11.133	6.00	0.00
9 HARRIS, AMY		5.00	13.659	5.00	0.00
10 PROCTOR, JESSICA		4.00	14.384	4.00	0.00
8 WEATHERS, KADY		0.00	200.000	0.00	0.00
7 PATMAN, BEVERLY		0.00	200.000	0.00	0.00

**Event: 19+ GOAT TYING**


Draw: Contestant	Event Points	Score	Time	All Around Points	Payout
6 DILLINGHAM, AMY	10.00	0.0	8.520	10.00	0.00
9 WEATHERS, KADY	9.00	0.0	11.000	9.00	0.00
4 GREEN, CONNIE	8.00	0.0	16.590	8.00	0.00
5 PROCTOR, JESSICA	7.00	0.0	20.210	7.00	0.00
7 BRANSOM, AMBER	6.00	0.0	20.400	6.00	0.00
2 HARRIS, AMY	5.00	0.0	22.700	5.00	0.00
3 PATMAN, BEVERLY	4.00	0.0	37.010	4.00	0.00
1 BROWN, AMBER	0.00	0.0	200.000	0.00	0.00
8 GARRET, SHERRY	0.00	0.0	200.000	0.00	0.00

**Event: 19+ POLES**

Draw: Contestant	Event Points	Score	Time	All Around Points	Payout
11 BRANSOM, AMBER	10.00	0.0	21.961	10.00	0.00
5 WEATHERS, KADY	9.00	0.0	23.926	9.00	0.00
7 SANDESS, ASHTON	(N/M)	0.00	24.778	0.00	0.00
2 PATTON, MORGAN	(N/M)	0.00	29.340	0.00	0.00
9 PATMAN, BEVERLY		8.00	31.535	8.00	0.00
4 GARRET, SHERRY		7.00	31.658	7.00	0.00
8 DILLINGHAM, AMY		6.00	31.768	6.00	0.00
1 GREEN, CONNIE		5.00	32.440	5.00	0.00
3 HARRIS, AMY		0.00	200.000	0.00	0.00
10 BROWN, AMBER		0.00	200.000	0.00	0.00
6 PROCTOR, JESSICA		0.00	200.000	0.00	0.00

**Event: 19+ SPUR**

Draw: Contestant	Event Points	Score	Time	All Around Points	Payout
11 DILLINGHAM, AMY	10.00	0.0	10.067	10.00	0.00
2 BROWN, AMBER	9.00	0.0	10.886	9.00	0.00
3 GREEN, CONNIE	8.00	0.0	11.969	8.00	0.00
7 GARRET, SHERRY	7.00	0.0	12.199	7.00	0.00
4 HARRIS, AMY	6.00	0.0	14.760	6.00	0.00
5 PATMAN, BEVERLY	5.00	0.0	15.301	5.00	0.00
1 BRANSOM, AMBER	4.00	0.0	15.938	4.00	0.00
6 WEATHERS, KADY	0.00	0.0	200.000	0.00	0.00



# Listing of Scores by Rodeo

07/19/2020

PLAYDAY #5

Page 6

1st Go

8	PROCTOR, JESSICA		0.00	0.0	200.000	0.00	0.00
9	SANDESS, ASHTON	(N/M)	0.00	0.0	200.000	0.00	0.00
10	PATTON, MORGAN	(N/M)	0.00	0.0	200.000	0.00	0.00

**Event: 6U BARRELS**

Draw:	Contestant	Event Points	Score	Time	All Around Points	Payout
3	BRANSOM, REED	10.00	0.0	27.994	10.00	0.00
1	BAKER, CADYN	9.00	0.0	35.243	9.00	0.00
4	COBB, TINLEY	(N/M)	0.00	36.815	0.00	0.00
6	YARBO, COBY	8.00	0.0	42.841	8.00	0.00
5	BAKER, CHYAN	7.00	0.0	44.132	7.00	0.00
2	GARRET, AVAREY	6.00	0.0	92.915	6.00	0.00
0	HASTY, BRISTOL	0.00	0.0	200.000	0.00	0.00
0	HASTY, BECKHAM	0.00	0.0	200.000	0.00	0.00

**Event: 6U FLAGS**

Draw:	Contestant	Event Points	Score	Time	All Around Points	Payout
5	BRANSOM, REED	10.00	0.0	14.714	10.00	0.00
6	COBB, TINLEY	(N/M)	0.00	27.743	0.00	0.00
3	BAKER, CADYN	9.00	0.0	28.828	9.00	0.00
4	YARBO, COBY	8.00	0.0	30.857	8.00	0.00
1	GARRET, AVAREY	7.00	0.0	32.936	7.00	0.00
2	BAKER, CHYAN	0.00	0.0	200.000	0.00	0.00
0	HASTY, BRISTOL	0.00	0.0	200.000	0.00	0.00
0	HASTY, BECKHAM	0.00	0.0	200.000	0.00	0.00

**Event: 6U GOAT RIBBONS**


Draw:	Contestant	Event Points	Score	Time	All Around Points	Payout
2	BRANSOM, REED	10.00	0.0	17.820	10.00	0.00
1	BAKER, CADYN	9.00	0.0	17.930	9.00	0.00
5	COBB, TINLEY	(N/M)	0.00	20.270	0.00	0.00
3	YARBO, COBY	8.00	0.0	20.800	8.00	0.00
4	BAKER, CHYAN	7.00	0.0	21.320	7.00	0.00
6	GARRET, AVAREY	6.00	0.0	28.320	6.00	0.00

**Event: 6U POLES**

Draw:	Contestant	Event Points	Score	Time	All Around Points	Payout
3	BAKER, CADYN	10.00	0.0	41.319	10.00	0.00
1	COBB, TINLEY	(N/M)	0.00	47.252	0.00	0.00
6	YARBO, COBY	9.00	0.0	58.871	9.00	0.00
4	BRANSOM, REED	0.00	0.0	200.000	0.00	0.00
2	BAKER, CHYAN	0.00	0.0	200.000	0.00	0.00
5	GARRET, AVAREY	0.00	0.0	200.000	0.00	0.00

**Event: 6U SPUR**

Draw:	Contestant	Event Points	Score	Time	All Around Points	Payout
2	BRANSOM, REED	10.00	0.0	17.774	10.00	0.00
4	GARRET, AVAREY	9.00	0.0	33.044	9.00	0.00
5	BAKER, CADYN	0.00	0.0	200.000	0.00	0.00
3	BAKER, CHYAN	0.00	0.0	200.000	0.00	0.00
0	HASTY, BRISTOL	0.00	0.0	200.000	0.00	0.00
0	HASTY, BECKHAM	0.00	0.0	200.000	0.00	0.00
1	YARBO, COBY	0.00	0.0	200.000	0.00	0.00
6	COBB, TINLEY	(N/M)	0.00	200.000	0.00	0.00



# Listing of Scores by Rodeo

07/19/2020

PLAYDAY #5

Page 7

1st Go

## Event: 7-9 BARRELS

Draw: Contestant	Event Points	Score	Time	All Around Points	Payout
6 HEWETT, KENZIE	10.00	0.0	20.089	10.00	0.00
3 DILLINGHAM, TINSLEY	9.00	0.0	20.895	9.00	0.00
13 HUGHES, SHAYNA	8.00	0.0	22.017	8.00	0.00
5 BYRD, CHEYENNE	7.00	0.0	24.264	7.00	0.00
4 GREEN, SHAWNEE	6.00	0.0	27.167	6.00	0.00
10 YARBO, KYLEE	5.00	0.0	28.606	5.00	0.00
12 WENDLER, GWENDOLYN	4.00	0.0	29.327	4.00	0.00
2 WENDLER, JOSEPHINE	3.00	0.0	29.378	3.00	0.00
1 KEPPLE, KOLTON	2.00	0.0	29.811	2.00	0.00
15 PROCTER, WHIT	1.00	0.0	29.813	1.00	0.00
9 PATMAN, TINLEY	0.00	0.0	33.554	0.00	0.00
8 GLECKLER, RYLIE	0.00	0.0	41.801	0.00	0.00
11 GARRETT, GRAYSON	(N/M)	0.00	67.909	0.00	0.00
14 DARBY, AUBREE	0.00	0.0	200.000	0.00	0.00

## Event: 7-9 FLAGS


Draw: Contestant	Event Points	Score	Time	All Around Points	Payout
7 DARBY, AUBREE	10.00	0.0	11.445	10.00	0.00
12 HEWETT, KENZIE	9.00	0.0	11.589	9.00	0.00
15 PROCTER, WHIT	8.00	0.0	14.383	8.00	0.00
13 GREEN, SHAWNEE	7.00	0.0	15.843	7.00	0.00
4 WENDLER, GWENDOLYN	6.00	0.0	16.138	6.00	0.00
10 HUGHES, SHAYNA	5.00	0.0	16.261	5.00	0.00
6 KEPPLE, KOLTON	4.00	0.0	16.442	4.00	0.00
3 BYRD, CHEYENNE	3.00	0.0	17.326	3.00	0.00
9 WENDLER, JOSEPHINE	2.00	0.0	17.430	2.00	0.00
14 YARBO, KYLEE	1.00	0.0	18.346	1.00	0.00
5 DILLINGHAM, TINSLEY	0.00	0.0	18.599	0.00	0.00
2 GLECKLER, RYLIE	0.00	0.0	22.060	0.00	0.00
1 PATMAN, TINLEY	0.00	0.0	23.509	0.00	0.00
8 GARRETT, GRAYSON	(N/M)	0.00	38.067	0.00	0.00

## Event: 7-9 GOAT TYING

Draw: Contestant	Event Points	Score	Time	All Around Points	Payout
7 HUGHES, SHAYNA	10.00	0.0	12.280	10.00	0.00
6 WENDLER, JOSEPHINE	9.00	0.0	15.170	9.00	0.00
8 BYRD, CHEYENNE	8.00	0.0	15.480	8.00	0.00
4 DARBY, AUBREE	7.00	0.0	16.460	7.00	0.00
2 KEPPLE, KOLTON	6.00	0.0	16.780	6.00	0.00
3 WENDLER, GWENDOLYN	5.00	0.0	18.090	5.00	0.00
10 PROCTER, WHIT	4.00	0.0	18.840	4.00	0.00
5 HEWETT, KENZIE	3.00	0.0	20.940	3.00	0.00
11 GARRETT, GRAYSON	(N/M)	0.00	21.850	0.00	0.00
9 PATMAN, TINLEY	2.00	0.0	21.960	2.00	0.00
1 YARBO, KYLEE	1.00	0.0	37.130	1.00	0.00

## Event: 7-9 POLES

Draw: Contestant	Event Points	Score	Time	All Around Points	Payout
13 DILLINGHAM, TINSLEY	10.00	0.0	22.589	10.00	0.00
6 HEWETT, KENZIE	9.00	0.0	25.085	9.00	0.00
5 BYRD, CHEYENNE	8.00	0.0	31.948	8.00	0.00
1 HUGHES, SHAYNA	7.00	0.0	32.385	7.00	0.00



## Listing of Scores by Rodeo

07/19/2020

PLAYDAY #5

Page 8

1st Go

9 DARBY, AUBREE	6.00	0.0	33.894	6.00	0.00
7 WENDLER, GWENDOLYN	5.00	0.0	35.147	5.00	0.00
10 WENDLER, JOSEPHINE	4.00	0.0	35.886	4.00	0.00
8 PROCTER, WHIT	3.00	0.0	36.529	3.00	0.00
11 YARBO, KYLEE	2.00	0.0	40.797	2.00	0.00
15 KEPPLE, KOLTON	1.00	0.0	41.048	1.00	0.00
2 GREEN, SHAWNEE	0.00	0.0	41.098	0.00	0.00
3 GLECKLER, RYLIE	0.00	0.0	46.080	0.00	0.00
12 PATMAN, TINLEY	0.00	0.0	55.012	0.00	0.00
4 GARRETT, GRAYSON	<b>(N/M)</b>	0.00	200.000	0.00	0.00

**Event: 7-9 SPUR**

Draw: Contestant	Event Points	Score	Time	All Around Points	Payout
8 HEWETT, KENZIE	10.00	0.0	11.695	10.00	0.00
7 DARBY, AUBREE	9.00	0.0	13.265	9.00	0.00
15 HUGHES, SHAYNA	8.00	0.0	13.594	8.00	0.00
12 PROCTER, WHIT	7.00	0.0	14.968	7.00	0.00
13 GREEN, SHAWNEE	6.00	0.0	16.018	6.00	0.00
4 WENDLER, GWENDOLYN	5.00	0.0	16.219	5.00	0.00
5 WENDLER, JOSEPHINE	4.00	0.0	16.939	4.00	0.00
11 KEPPLE, KOLTON	3.00	0.0	17.465	3.00	0.00
6 YARBO, KYLEE	2.00	0.0	18.350	2.00	0.00
2 PATMAN, TINLEY	1.00	0.0	19.888	1.00	0.00
10 GLECKLER, RYLIE	0.00	0.0	22.981	0.00	0.00
3 DILLINGHAM, TINSLEY	0.00	0.0	200.000	0.00	0.00
1 GARRETT, GRAYSON	<b>(N/M)</b>	0.00	200.000	0.00	0.00
9 BYRD, CHEYENNE	0.00	0.0	200.000	0.00	0.00